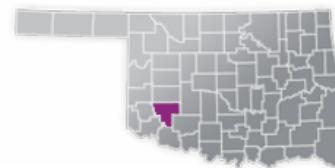




KIOWA COUNTY

COUNTY SEAT: KIOWA

QUALITY RANK: 38



NEED: CHILDREN NEEDING CARE WHILE PARENTS WORK

AGE	CHILD POPULATION	CHILDREN WITH WORKING PARENTS	
	NUMBER	NUMBER	PERCENT
0-5	697	433	62.1%
6-12	889	471	53.0%
0-12	1,586	904	57.0%

AVAILABILITY: LICENSED CHILD CARE

	NUMBER OF FACILITIES	TOTAL CAPACITY	DHS SUBSIDY
COUNTY TOTAL	5	155	40.0%
CENTERS	2	127	50.0%
HOMES	3	28	33.3%

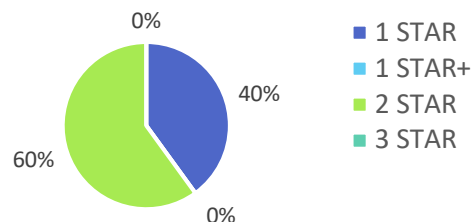
AFFORDABILITY: CHILD CARE COST

CENTERS AVERAGE FULL-TIME WEEKLY		HOMES AVERAGE FULL-TIME WEEKLY	
UNDER 1	\$125.00	UNDER 1	\$137.50
1 YEAR	\$100.00	1 YEAR	\$137.50
2 YEARS	\$90.00	2 YEARS	\$137.50
3 YEARS	\$85.00	3 YEARS	\$137.50
4-5 YEARS	\$75.00	4-5 YEARS	\$137.50
KINDERGARTEN+	\$60.00	KINDERGARTEN+	\$125.00
0.7% of children whose parents work receive child care paid for by OKDHS subsidy.			
n/a: no facilities operate in the county, - no data reported for county			


EARLY EDUCATION

AGE	4 YEAR OLD PRE-KINDERGARTEN		KINDERGARTEN	
	½ DAY	FULL DAY	½ DAY	FULL DAY
# OF SITES	1	4	0	4
# ENROLLED	2	107	0	123
119.8% of 4 year olds are enrolled in a full or part day Pre-K program.				
91.8% of 5 year olds are enrolled in a full or part day Kindergarten program.				

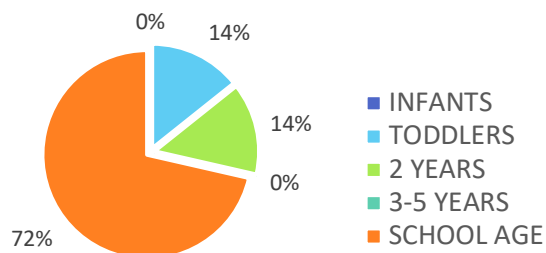
QUALITY: STAR RATINGS FOR CHILD CARE FACILITIES



AMOUNT OF CARE SOUGHT



AGES FOR WHOM CARE IS SOUGHT



NON-TRADITIONAL SCHEDULES SOUGHT

